

STONWORKS®

HAND-MADE STONE

RESIDENTIAL  
COLLECTION



# Product List

Content

	Product Name	Colour	Size (mm)	Units per Pallet	Units per metre	Avg Weight (KG)
5	Antique Cobble Strip	Bluestone	400x100x40	351	2.5/lm	3.6
6	Abode	Charcoal Iced Coffee Linen Steel	450x450x40	60	4.94/m2	19.10
	Abode Bullnose (450mm Deep) (Made to Order)*		450x450x40	60	2.22/lm	19.10
	Abode Circle		450 Diam x 40	60	-	16.05
8	Aspenstone	Bluestone Buttermilk Cappuccino Vanilla	600x400x40	60	4.16/m2	22.10
	Aspenstone Bullnose (400mm Deep) (Made to Order)*		600x400x40	60	1.66/lm	22.10
10	Balystone	Batur Kuta Lovina Sanur	800x400x40	45	3.13/m2	30.40
12	Bradstone Old Town 300	Brunswick Gironde Grey Green	300x300x40	156	11/m2	7.40
	Bradstone Old Town 450		450x300x40	104	7.41/m2	10.90
	Bradstone Old Town 600		600x300x40	78	5.5/m2	14.80
	Bradstone Old Town Bullnose (310mm Deep) (Made to Order)*		450x310x40	90	2.22/lm	11.00
	Bradstone Old Town Random 12m2 pack		Varies	30 of each size	-	993.00
	Bradstone Old Town Random 6m2 pack		Varies	16 of each size	-	529.60
	Bradstone Cobble		450x300x50	80	-	14.40

\* MTO Bullnose: it's always best to order body and bullnose pavers together and request them to be Made to Order so we can provide a good colour match from similar batches - allow up to 2 weeks for despatch of body and bullnose together. Urgent orders can be supplied from current bullnose stock with next day delivery (we will generally have a small amount of bullnose stock ready to go for jobs where colour matching is not crucial) but we cannot guarantee colour matching to body pavers when using existing bullnose stock as we may not have body pavers made from consecutive or similar batches. Different production dates can lead to significant and noticeable differences in colour due to slight variations in raw materials & conditions between batches.

	Product Name	Colour	Size (mm)	Units per Pallet	Units per metre	Avg Weight (KG)
14	Centurystone	Cream Dolomite Noosa Sands Storm	400x400x40	108	6.25/m <sup>2</sup>	14.50
	Centurystone Bullnose (400mm Deep) (Made to Order)*		400x400x40	108	2.5/lm	14.50
	Centurystone 600		600x400x40	60	4.16/m <sup>2</sup>	22.20
16	Coralstone Circle	Midnight Shark Whitsundays	450 Diam x40	60	N/A	16.05
	Coralstone 450		450x450x40	60	4.94/m <sup>2</sup>	19.10
	Coralstone 600		600x400x40	60	4.16/m <sup>2</sup>	22.10
18	Romanstone	Cream Dolomite Noosa Sands Storm	Irregular Hexagon Max Length 630mm Max Width 460mm 40mm Thick	60	5.3/m <sup>2</sup>	16.55
20	Travertine	Chalk Silver Smoke Bluestone	500x500x40	48	4/m <sup>2</sup>	22.70
	Travertine Square Edge Coping Edge Coper		500x500x40	48	2/lm	22.70
	Travertine Bullnose (500mm Deep) (Made to Order)*		500x500x40	48	2/lm	22.70
	Travertine 600		600x400x40	60	4.16/m <sup>2</sup>	21.90
22	Caring For Pavers					

Colours: Most Stoneworks Colours are a unique two-tone blend to emulate the subtle variation found in natural stone. The only Stoneworks pavers that are a single, monotone colour are Bluestone (all types), Abode (all colours), Balistone Lovina, Bradstone Grey Green and Coralstone (all colours).

All Stoneworks Pavers are inherently Salt Resistant under Australian Standards (conforming to AS/NZ 4455.2 Section 2.7 and tested under AS/NZS 4456.10) and suitable for use around salt water pools if sealed with a suitable sealer such as Environex Synergy (or similar) for extra protection.



# Introduction

---

Catering to a range of modern and classic design schemes, the Stoneworks® Residential Collection will give your outdoor area the individual touch it's been waiting for. Designed to suit a range of applications around the home including walkways, patios, courtyards, light vehicle driveways and pool surrounds.

Stoneworks® Residential Collection are all wet cast concrete pavers that come in a carefully curated range of colour palettes, sizes and textures and require little maintenance. They can be laid on either sand and a crushed rock road base for simplicity and flexibility or adhered to a concrete base for extra strength and the professional touch.

Wet cast concrete pavers are made from durable concrete poured into flexible molds with a variety of textures imprinted into the molds, copied from a wide range of natural stone finishes. The filled molds are then vibrated to spread the concrete evenly and increase the density of the pavers. Our carefully designed colours are achieved with a combination of premium iron oxides and curated sands and aggregates, blended right through the concrete mix.

Most Stoneworks Colours are a unique two-tone blend to emulate the subtle variation found in natural stone. The only Stoneworks pavers that are a single, monotone colour are Bluestone (all types), Abode (all colours), Balistone Lovina, Bradstone Grey Green and Coralstone (all colours).

The Stoneworks® Residential Collection will make your dream outdoor design a reality.

# ANTIQUE COBBLE STRIP®

## Classical Charm

The unique texture of weathered and pitted limestone was the inspiration for our Antique Cobble Strips. The perfect choice for beautiful borders for any of our pavers.

### Recommended Use

PEDESTRIAN



LIGHT VEHICLE\*



POOL



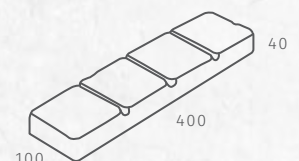
### Colours



BLUESTONE

### Nominal Dimensions

COBBLE STRIP (MTO)



\*Driveways - Domestic light vehicle < 3T, using Rigid Paving Method see p.18

Products marked (MTO) are made to order with approximate lead times of 2-4 weeks

# Recommended Use

PEDESTRIAN

LIGHT VEHICLE\*

POOL

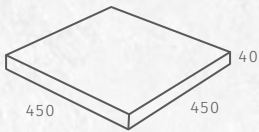
STEPS




# Nominal Dimensions

STANDARD

BULLNOSE (MTO)




CIRCLE




# Colours

ABODE 450



ABODE BULLNOSE



ABODE CIRCLE



CHARCOAL

STEEL

ICED COFFEE

LINEN

\*Driveways - Domestic light vehicle < 3T, using Rigid Paving Method see p.18

Products marked (MTO) are made to order with approximate lead times of 2-4 weeks





# ABODE®

## Contemporary

This modern range of pavers brings affordable style to alfresco settings. The new Abode Circle is a great extension to the range, adding options for stepping stones or features in patio areas.

Abode Iced Coffee



Abode Circle in Linen and Charcoal with Abode 450 in Steel



Abode Charcoal

## Recommended Use

PEDESTRIAN

LIGHT VEHICLE\*

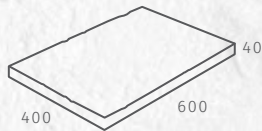
POOL

STEPS

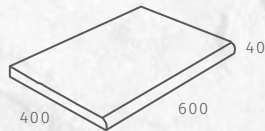


## Nominal Dimensions

STANDARD




BULLNOSE (MTO)




## Colours

ASPENSTONE



ASPENSTONE  
BULLNOSE



BLUESTONE

CAPPUCCINO

BUTTERMILK

VANILLA

\*Driveways - Domestic light vehicle < 3T,  
using Rigid Paving Method see p.18

Products marked (MTO) are made to order with  
approximate lead times of 2-4 weeks







# ASPENSTONE®

## Washed Texture

These striking, large, rectangular pavers deliver a washed appearance like fine stone worn smooth by the passage of time.

## Recommended Use

---

PEDESTRIAN



POOL



STEPS

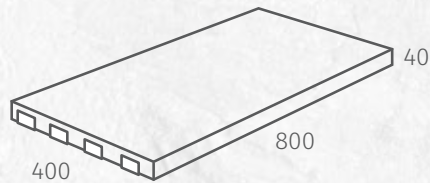


Balystone must be laid on minimum 20mm mortar bed or adhered to concrete for support - do not lay on a flexible bed.

## Nominal Dimensions

---

STANDARD



## Colours

---

LOVINA



SANUR



KUTA



BATUR



Products marked (MTO) are made to order with approximate lead times of 2-4 weeks





# BALISTONE®

## Contemporary

If you've ever wanted a garden that can take you to Bali in a heartbeat, this delicately textured paver is for you. Ideal for over-sized stepping stones interspersed in fields of lush green grass or softly rounded pebbles, Balistone is another brilliant addition to the Stoneworks range. The texture is that of cut, dense volcanic stone, with natural swirls of tiny bubbles flashing through the surface. With colours inspired by smokey Mount Batur, the pale golden sand of Kuta Beach, the black shore of Lovina or the white-silver sands of Sanur, be in your own beautiful Bali as soon as you step outside.

# BRADSTONE® OLD TOWN

## RUSTIC STYLE

Revive the heritage of old-world paving with a homely style and aged appearance.

Bradstone Old Town Random Brunswick

### Recommended Use

PEDESTRIAN



POOL



LIGHT VEHICLE\*



STEPS



\*Driveways - Domestic light vehicle < 3T, using Rigid Paving Method see p.18


Products marked (MTO) are made to order with approximate lead times of 2-4 weeks

### Colours

BRADSTONE  
300



BRADSTONE  
450



BRADSTONE  
600



BRADSTONE  
BULLNOSE



BRADSTONE  
COBBLE



BRUNSWICK

GREY GREEN

GIRONDE

# Nominal Dimensions

The deliberate irregular surface texture of Bradstone means listed dimensions are an approximate guide only. Always lay Bradstone with at least 5mm wide joints to allow for this variation.

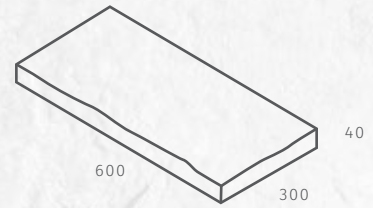
BRADSTONE 300



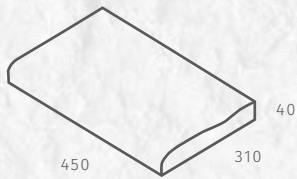
BRADSTONE 450



BRADSTONE 600



BRADSTONE BULLNOSE (MTO)



BRADSTONE COBBLE

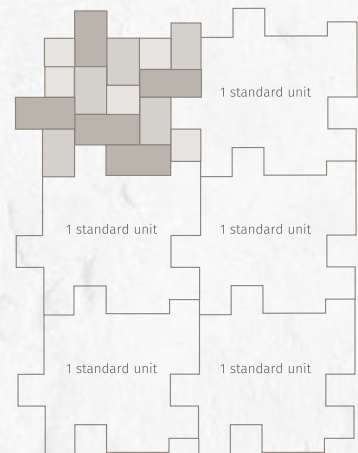


## BRADSTONE® OLD TOWN RANDOM PATTERNS

Bradstone® Old Town random pattern is comprised of three nominal sizes:

- 300 x 300 x 40mm
- 450 x 300 x 40mm
- 600 x 300 x 40mm

Sold in economical pre-blended 6m<sup>2</sup> (16 of each size) or 12m<sup>2</sup> (30 pieces of each size) packs or sold separately for your convenience.



**1 standard unit**

2m<sup>2</sup> = 5 of each size

-  BRADSTONE 300
-  BRADSTONE 450
-  BRADSTONE 600

# Recommended Use

PEDESTRIAN



LIGHT VEHICLE\*



POOL



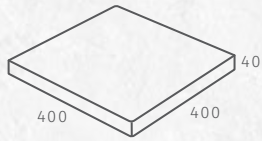
STEPS



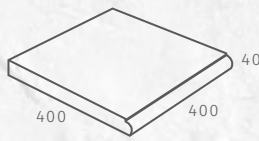
Centurystone texture and colours are a great match with our Romanstone for more great design options.

# Nominal Dimensions

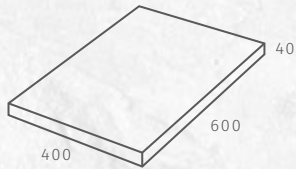
STANDARD



BULLNOSE (MTO)




CENTURYSTONE 600




# Colours

CENTURYSTONE



CENTURYSTONE  
BULLNOSE



CENTURYSTONE  
600



STORM

DOLOMITE

CREAM

NOOSA SANDS

\*Driveways - Domestic light vehicle < 3T, using Rigid Paving Method see p.18

Products marked (MTO) are made to order with approximate lead times of 2-4 weeks



# CENTURYSTONE®

## STYLE & PRESENCE

Inspired by the hand-hewn quarried stone of ages past, the ever popular Stoneworks Centurystone is now also available in a fashionable 600x400mm size. Molded from genuine sandstone and bringing to life the natural variations in texture and colour you'd expect from classically split, sedimentary stone but with the strength of wetcast concrete.

Centurystone Cream with Modernstone  
Light Sands retaining wall

Centurystone 600 Cream

# Recommended Use

PEDESTRIAN

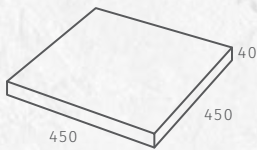
LIGHT VEHICLE\*

POOL

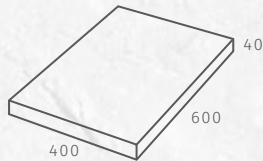


# Nominal Dimensions

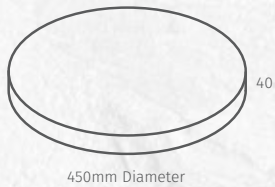
CORALSTONE 450



CORALSTONE 600



CORALSTONE CIRCLE



450mm Diameter

# Colours



MIDNIGHT

SHARK


WHITSUNDAYS

\*Driveways - Domestic light vehicle < 3T, using Rigid Paving Method see p.18

Products marked (MTO) are made to order with approximate lead times of 2-4 weeks



Coralstone Circle Whitsundays and Coralstone 450 Midnight





A close-up photograph of Coralstone tiles. The tiles are arranged in a pattern, showing three different colors: light grey, dark grey, and white. The tiles have a textured, pitted surface that resembles coral or volcanic rock. The shapes include large circles, smaller circles, and rectangular pieces.

# CORALSTONE

## Inspired by Nature

With a feel reminiscent of coral and the durability of precast concrete, new Stoneworks Coralstone brings a touch of the ocean to your landscape. Shot-blasting removes all the softer material from the surface, leaving the most sparkling sands and subtle stones exposed in the modern, non-slip surface. Coralstone comes in 3 beautifully contrasting colours and 3 complementary shapes from squares to circles to rectangles to combine whichever way you desire.





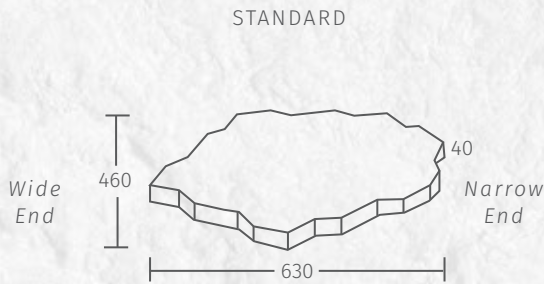
# ROMANSTONE®

## CRAZY PAVING WITH STYLE

Stoneworks have taken the ingenuity and ageless beauty of the crazy paving of ancient Rome and molded it into the stunning Romanstone. This ingenious paver can be used as either a natural looking stepping stone for meandering garden paths or a tessellated pavement to create unique outdoor entertainment areas. Romanstone is so simple, bold, subtle and flexible, who says Rome can't be built in a day?

# Nominal Dimensions

The deliberate irregular surface texture of Romanstone means listed dimensions are an approximate guide only. Always lay Romanstone with at least 5mm wide joints to allow for this variation.




## ROMANSTONE® PATTERN GUIDE

Every Romanstone paver is exactly the same shape on the sides, but with varying sandstone textures on top (that match our Centurystone textures).

The pattern is deceptively simple:

1. On every paver, the shortest sides (“narrow end”) must be laid together to form a 3 leaved clover pattern
2. Then lay the next 3 pavers with the 90 degree corner (“wide end”) pointing to the centre of that clover pattern.
3. The wide ends must always point to the narrow ends of adjoining pavers
4. The whole pattern is a simple repeat of that same 3 leaved clover



## Colours

Romanstone textures and colours match our Centurystone range for the ultimate in versatility and design options.



## Recommended Use

PEDESTRIAN



LIGHT VEHICLE\*



POOL



\*Driveways - Domestic light vehicle < 3T, using Rigid Paving Method see p.18

Products marked (MTO) are made to order with approximate lead times of 2-4 weeks

# Recommended Use

PEDESTRIAN

LIGHT VEHICLE\*

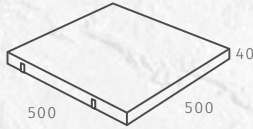
POOL

STEPS

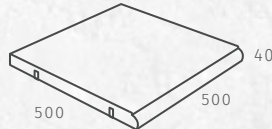


## Nominal Dimensions

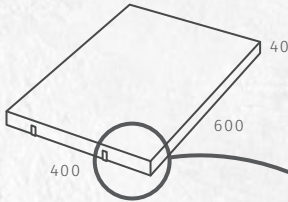
TRAVERTINE 500



TRAVERTINE BULLNOSE (MTO)

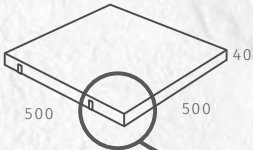


TRAVERTINE 600X400



400mm Deep x 500mm wide  
bullnose also available (MTO)

SQUARE EDGE COPING (MTO)



Travertine 600  
& Square Edge  
Coping Profile

## Colours



BLUESTONE

SILVER

CHALK

SMOKE

\*Driveways - Domestic light vehicle < 3T,  
using Rigid Paving Method see p.18

Products marked (MTO) are made to order with  
approximate lead times of 2-4 weeks





Travertine 600 Smoke

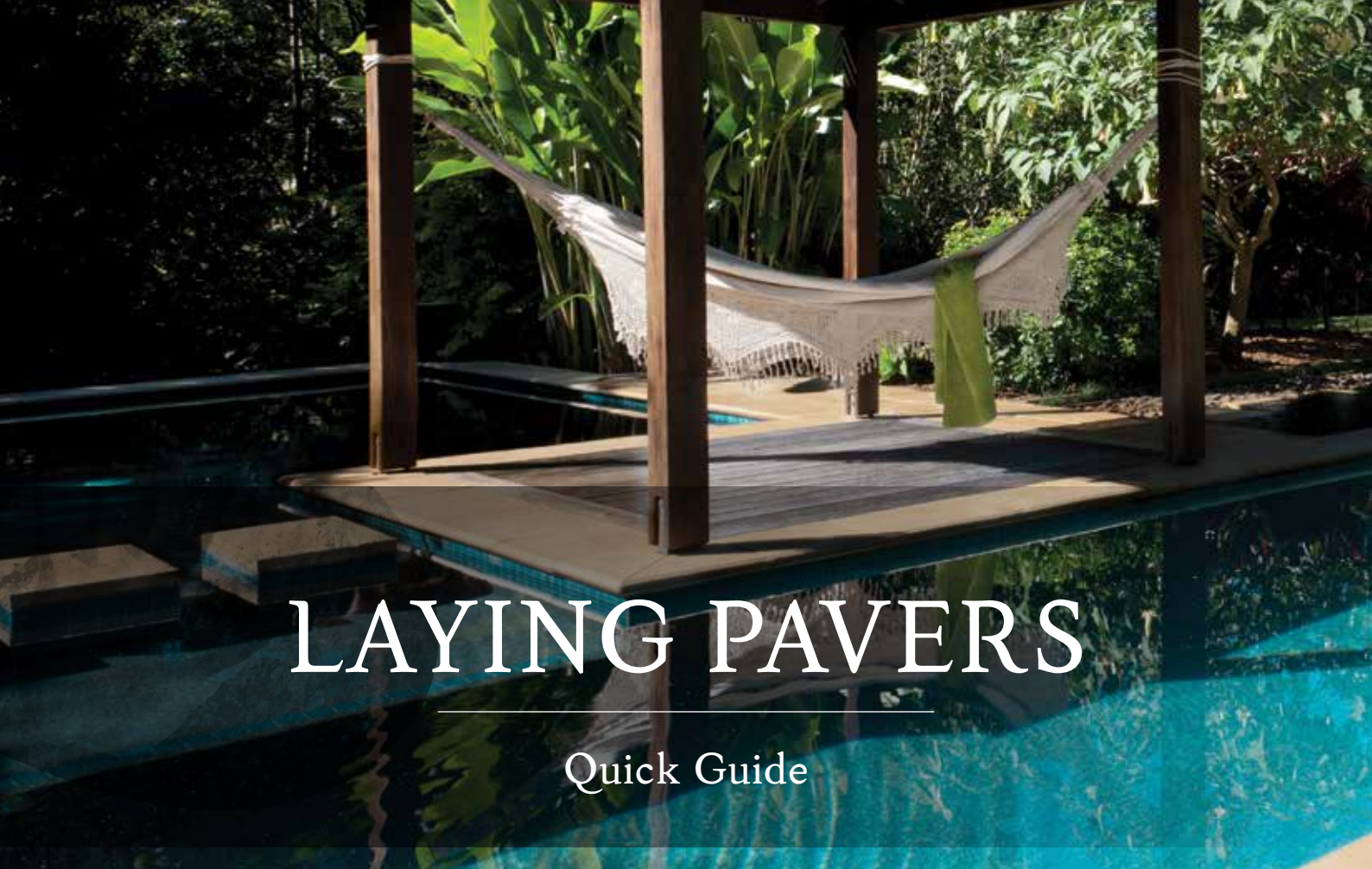


# TRAVERTINE®

## Hamptons Style

Emulate the beautiful swirling, dappled patterns, textures and drifting colours of Travertine with this luxurious and demure, concrete paver.

Travertine Chalk

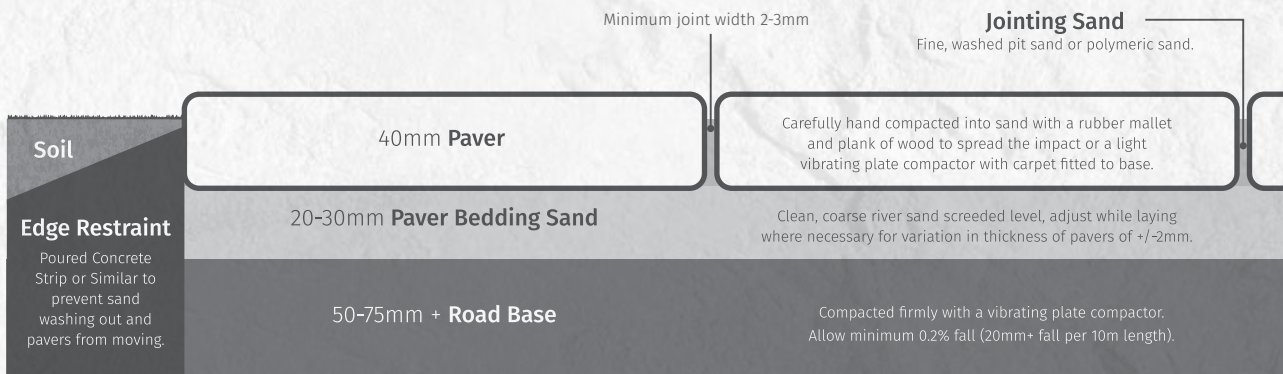


# LAYING PAVERS

## Quick Guide

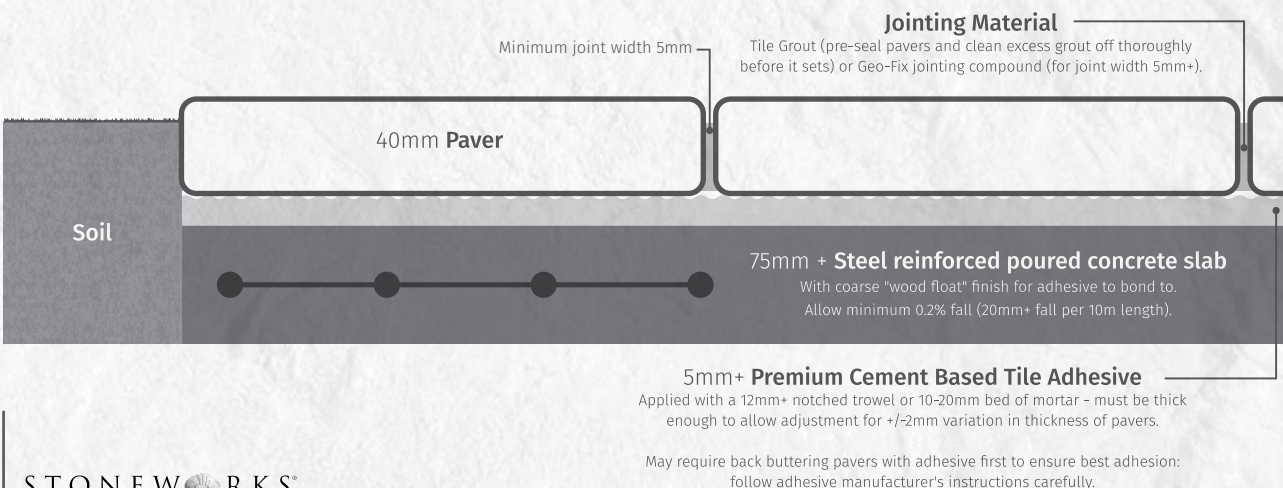
### Flexible Pavement Method (Typical)

Suitable for pedestrian traffic only.



### Rigid Pavement Method (Typical)

Suitable for pedestrian and domestic light vehicle traffic (maximum 3 tonne GVM) only.





Aspenstone Buttermilk

## Installing & Caring For Pavers


- As with all concrete masonry and stone products, if you have multiple pallets of Stoneworks pavers, blend them from a variety of pallets as you lay, as colours will generally vary a little from pallet to pallet.
- Leave pavers wrapped and as dry as possible until just before laying. After wrap is removed, ensure paver surfaces are evenly exposed to the air, do not leave them 'star-stacked' around the site for long periods before laying as the concrete hydration process may cause exposed corners to visibly lighten in comparison to covered sections.
- Sweep regularly with a stiff-bristled broom to keep pavers free of debris. Organic stains such as tannin from leaves or timber, or stains from animal dung can be removed easily with chlorinated cleaners such as Environex Maestro, household bleach or pool chlorine diluted 1:10 with water. Just soak for several minutes (keep the area wet with the solution), lightly agitate where necessary, rinse, repeat if necessary, then neutralise with Environex Refresh or pH neutral detergent when finished. These chlorinated cleaners will not damage your pavers when applied evenly and consistently.
- Do not use Crusher/Cracker Dust as a bedding layer as it contains minerals that permeate through the paver and seriously stain the surface and holds moisture which promotes efflorescence.
- We do not recommend mixing cement in with jointing sand as, unless done by an experienced professional, it can permanently stain the pavement surface.
- Efflorescence is a white haze, white patches or powdery salt crystals (soluble lime as calcium hydroxide which changes to insoluble calcium carbonate after exposure to moisture and CO<sub>2</sub> in the air) that naturally forms on the surface of concrete pavers when curing in moist or humid conditions or from minerals in the substrate migrating to the paver surface through evaporation processes. It will present more often when conditions are cool and moist (e.g. in winter, areas with poor drainage or undercover areas) as that slows evaporation and provides salt crystals more time to form. It is typically a temporary issue that normally resolves itself with exposure to the elements over time but can be removed easily when doing your pre-seal clean. Try removing by scrubbing carefully with a shower scrubber or an "Eager Beaver" scouring pad and clean water first. If the stain is more stubborn, use a specially formulated acidic cleaner such as Environex Anti-Eff (ask us or a cleaning and sealing professional for advice, follow instructions very carefully and test an inconspicuous area first). These cleaners can also remove light grout smears or other mineral based stains, especially when only recent. Do not use hydrochloric acid as it is more likely to permanently damage the pavers.
- For maximum protection and best presentation, pavers should be sealed after installation and cleaning. Use a quality penetrating sealer such as Environex Tuscan TSL or Synergy, as these will protect long term and make maintenance easier. "Wet Look" or colour enhancing sealers are best avoided as they can make the pavers more slippery.
- Stoneworks pavers are made from natural, quarried, raw materials (sand, aggregate, oxides, cement and additives) with strict quality controls. However, noticeable colour or texture variation can occur from one batch to the next due to slight changes in raw materials, moisture content when casting or varying curing conditions. We highly recommend ordering all required pavers for your whole area at once to mitigate batch variation. This is especially important when ordering bullnose or coping pavers: we recommend waiting for bullnoses to be Made To Order with your pavers so everything matches as closely as possible – depending on the quantity involved, this generally takes around 2 weeks on average from time of order to "ready for despatch." If you spread your purchases out over a period of time, noticeable colour variation is highly likely.



ABODE®




ASPENSTONE®



BRADSTONE® OLD TOWN



CENTURYSTONE®



CORALSTONE®



ROMANSTONE®



TRAVERTINE®

STONWORKS®

HAND-MADE STONE

To locate your nearest Stoneworks® distributor or to learn more about our products contact National Masonry:

**Brisbane** (07) 3271 9292 | **Gold Coast** (07) 5552 3300  
**Newcastle** (02) 4088 1888 | **Melbourne** (03) 9361 6400

or visit our website at [www.stoneworkspavers.com.au](http://www.stoneworkspavers.com.au)

Colour variations occur from batch to batch. Images shown are indicative only and should not be used for final selection. Products ordered should be chosen from actual samples current at the time of order. Samples, brochures and displays should be viewed as a guide only. Customers should ensure all delivered products are acceptable, and any concerns about products are made prior to laying. All prices are subject to availability and can be withdrawn or varied without notice. © Copyright National Masonry Pty Ltd – all rights reserved 2013-2023. Bradstone® is a registered trademarks of Bradstone® International, used under licence by National Masonry®. Geo-Fix is a registered trademark of Cairn Holdings (UK) Limited, used under licence by National Masonry®. Abode, Antique, Aspenstone, Centurystone, Coast, Travertine, the National Masonry® logo, [www.nationalmasonry.com.au](http://www.nationalmasonry.com.au) and [www.stoneworkspavers.com.au](http://www.stoneworkspavers.com.au) are trademarks or registered trademarks of National Masonry®. If these and other National Masonry Pty Ltd trade marked terms are marked on their first occurrence in this information with a trade mark symbol (® or ™), these symbols indicate Australian registered or common law trade marks owned by National Masonry® Pty Ltd at the time this information was published. Such trade marks may also be registered or common law trade marks in other countries. Other product, company or service names may be trade marks or service marks of others. National Masonry Pty Ltd ABN 94 155 064 136. Correct as at 1/3/2024.